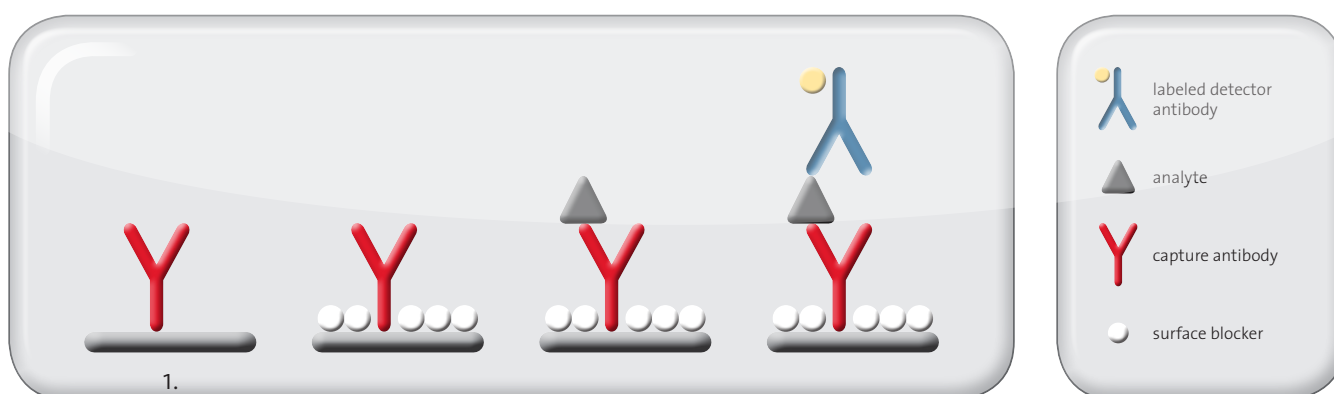




How to use CANDOR products in a Sandwich-ELISA

1. Coating antibody



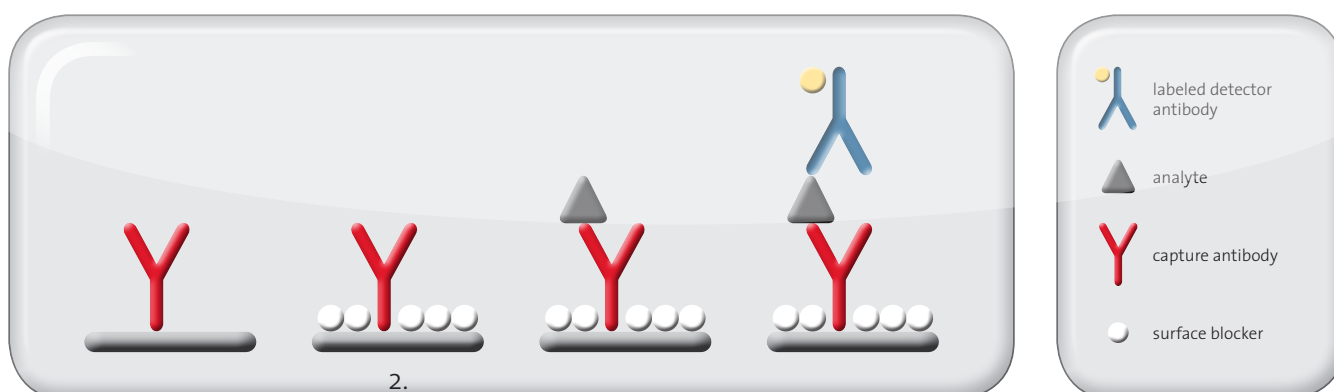
- Antibody diluted in **Coating Buffer** 1x, article no. 120 or 121 (0.1 - 10 µg/mL)
- add 100-150 µL/well
- Incubation: 1-4 hours at room temperature or at 4°C overnight

The Coating Buffer doesn't contain any additives which could affect immobilization of the antibody.

Washing

- 3-5 times with 200-300 µL Washing Buffer 1x (e.g. **Washing Buffer 10x TRIS**, article no. 145)

2. Blocking and Stabilization

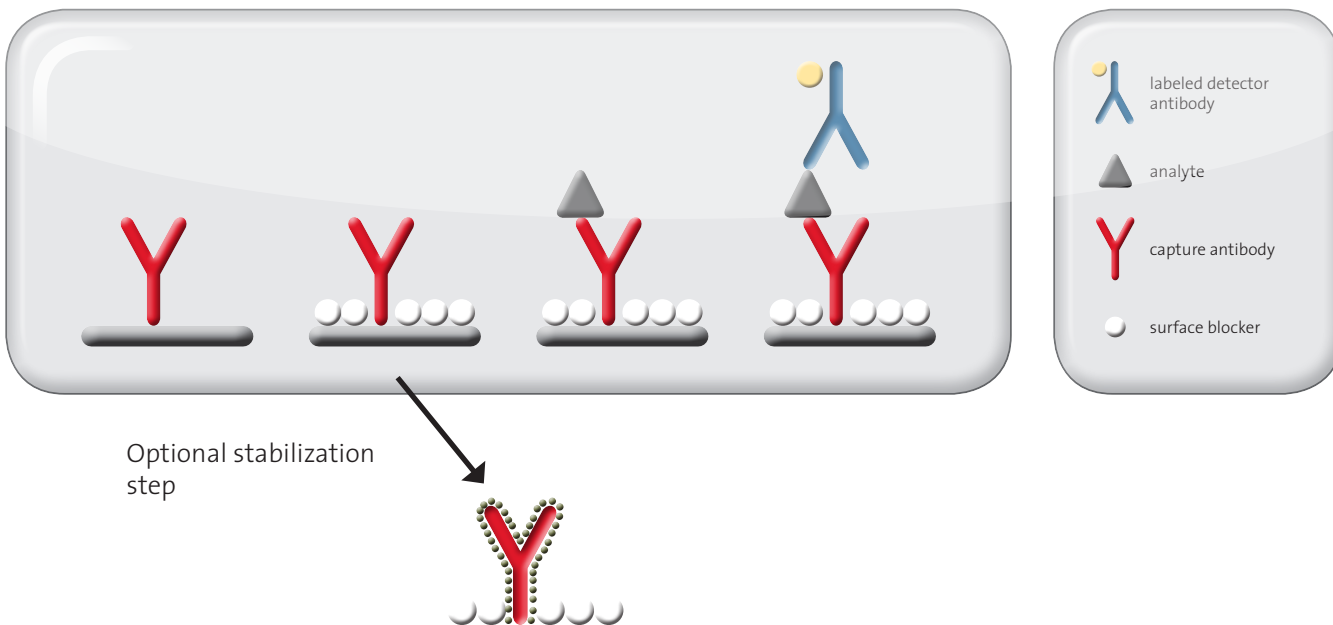


Blocking of the microtiter plate with a surface blocker (**The Blocking Solution**, article no. 110, **SmartBlock™**, article no. 113, **BSA-Block**, article no.115)

- add 200 µL/well
- incubation: 1-2 hours at room temperature

Washing

- 3-5 times with 200-300 µL Washing Buffer 1x (e.g. **Washing Buffer 10x TRIS**, article no. 145)

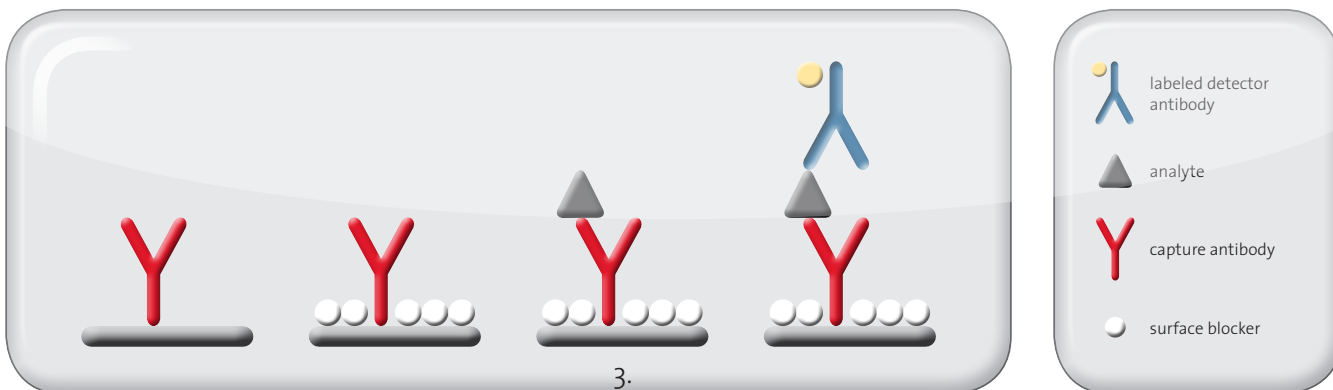


For long-term stabilization of coated ELISA plates, an additional stabilization step is necessary (e.g. for industrial ELISA kit production).

Stabilization

- add 200 µL/well **Liquid Plate Sealer®**, article no. 160
 - incubation: 15-90 minutes at room temperature
 - remove solution
 - dry the plates 1-2 hours at 37-45°C
- Plates can be stored sealed in a pouch under dryness for 1-3 years (2-8°C).

3. Adding samples or calibrator (double measurement)



Add samples, diluted in a sample diluent.

We recommend **LowCross-Buffer®**, article no. 100, or **Sample Buffer**, article no. 105.

LowCross-Buffer® helps to reduce interferences such as cross-reactivities, matrix effects and nonspecific binding.

Minimization of all these negative effects upgrades the quality of the assay and improves the reliability of the results.

In case of trouble free assays without interference, **Sample Buffer** can be used alternatively.

Calibrator stock solution can be stored at 2-8°C in **Antibody Stabilizer**, article no. 130 or 131.

Serial dilution should be done identical to the samples.

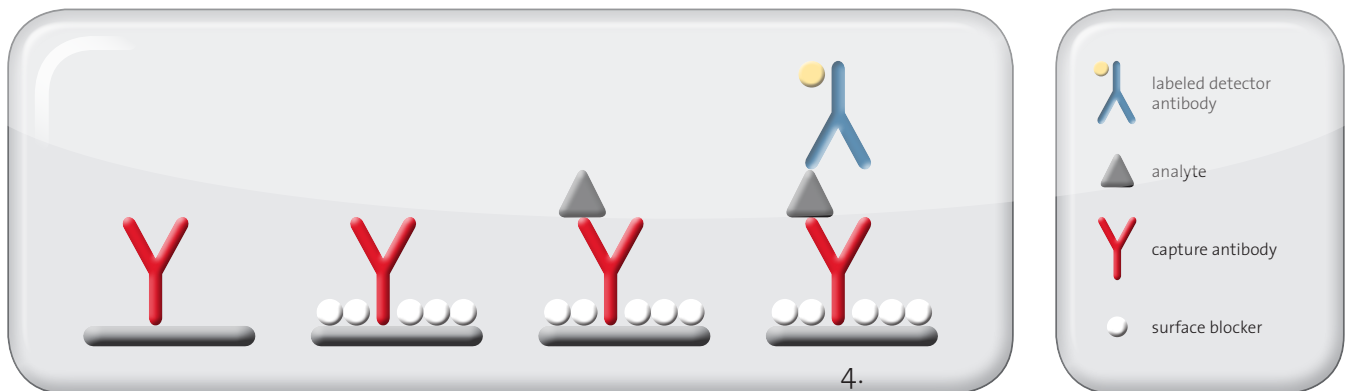
- add 100-150 µL/well

- incubation: 30 minutes at room temperature

Washing

- 3-5 times with 200-300 µL Washing Buffer 1x (e.g. **Washing Buffer 10x TRIS**, article no. 145)

4. Adding labeled antibody + detection



Add labeled antibody (HRP, horseradish peroxidase; AP, alkaline phosphatase or others).

Labeled antibody can be stored (2-8°C) for long-term in ready-to-use dilutions in **HRP-Protector™**, article no. 222 (for HRP labeled antibodies), **AP-Protector®**, article no. 235 (for AP labeled antibodies) or **LowCross® HRP-Stab**, article no. 270 (for HRP labeled antibodies). By using these stabilizers, the antibody conjugate can be stored for long-term at 2-8°C in solution.

The stabilizers protect the antibody and the enzyme.

If no stabilizer is used, the detector antibody can also be diluted in **LowCross-Buffer®** or **Sample Buffer**.

- add 100-150 µL/well

- incubation : 2-4 hours at room temperature

Washing

- 3-5 times with 200-300 µL Washing Buffer 1x (e.g. **Washing Buffer 10x TRIS**, article no. 145)

Detection with substrate (e.g. TMB for peroxidase)

The above mentioned concentrations and incubation times are exemplary and can be adjusted according to the specific assay.